


# Create your own

## When children visit a hospital at the moment, the people there may look a little different to normal...

The people there might be wearing special clothes - or Personal Protective Equipment (PPE) - so they might look a bit different and this is OK. Their clothes help keep germs away so they can stay healthy and treat children safely.

To help children get used to this, Sheffield Children's have made 'Create your own' figures which can be dressed up with PPE. This is so they can get used to what people might look like, should they ever need to visit a hospital, or meet a healthcare professional in school.

Please use the cut out characters included in this pack, and we would really like to see them when they're finished too! Send them to us on Twitter at @SheffChildrens or Instagram at @SheffieldChildrens.

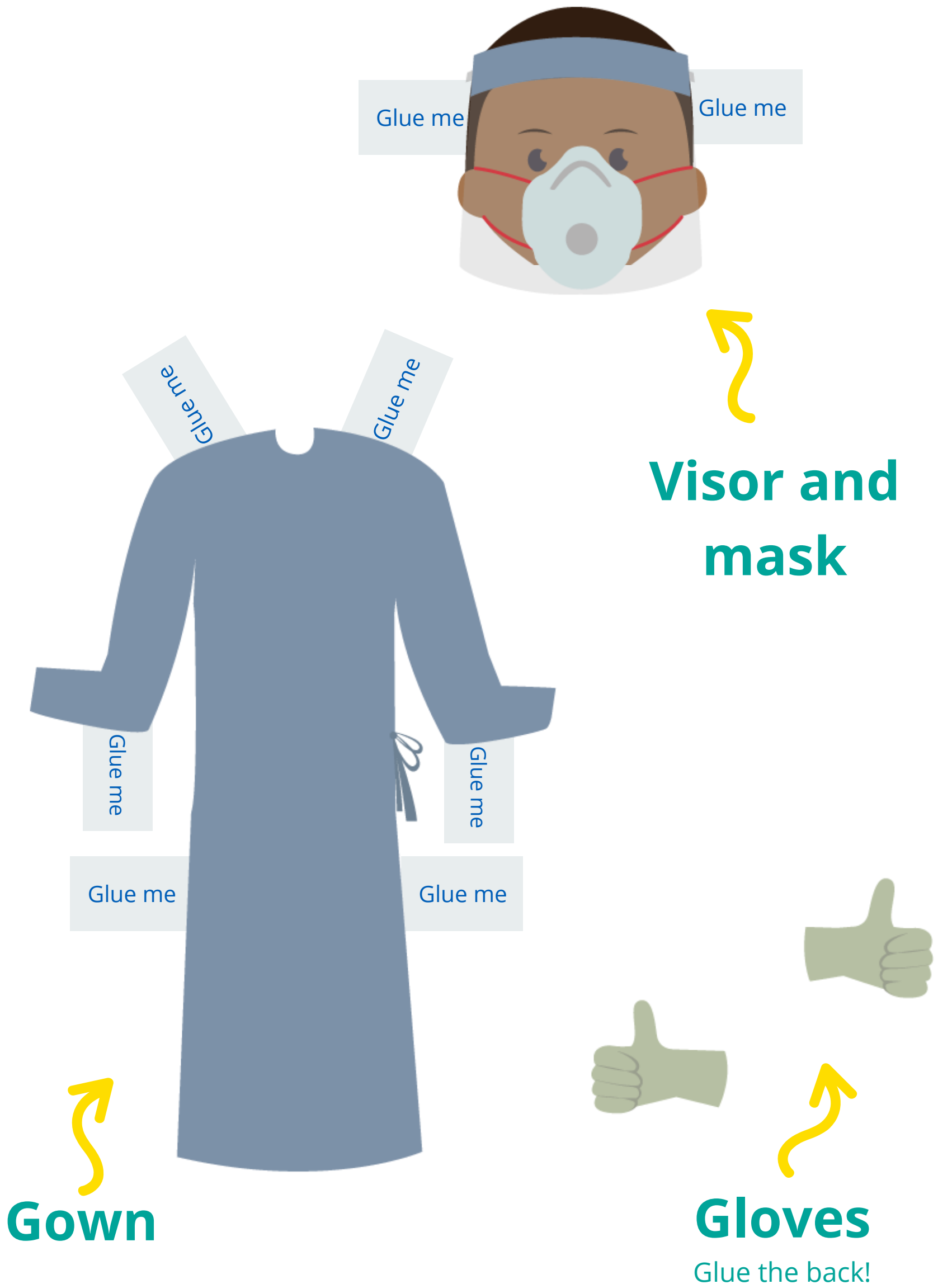





# Create your own

Help our team get ready by cutting out their special clothes and sticking the tabs in to place. Glue a stick or pencil to the back to make a puppet.

- You will need:**
- Scissors
  - Glue or tape
  - A stick or pencil



**Visor and mask**

**Gown**

**Gloves**

Glue the back!

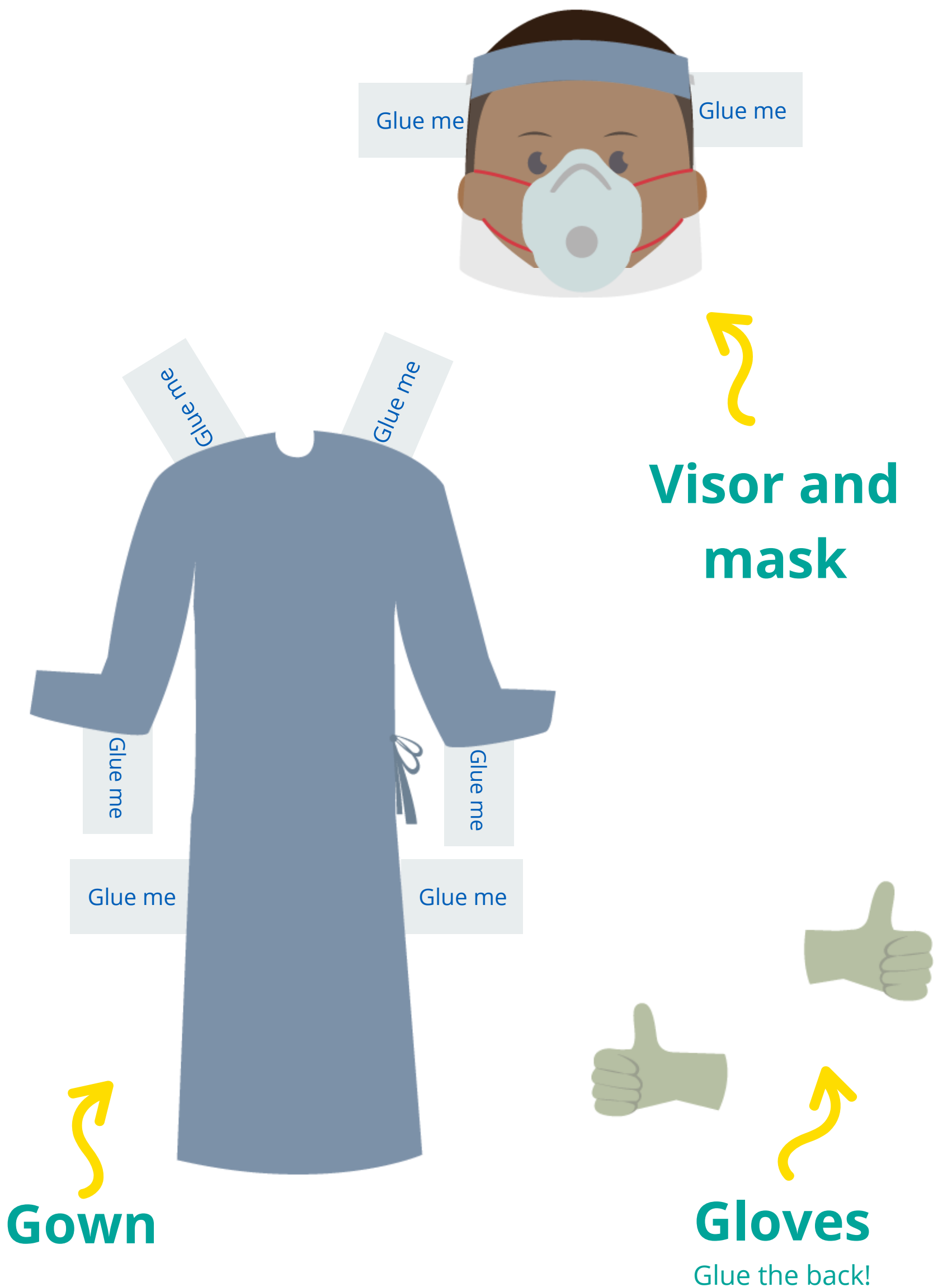

**Don't forget to ask an adult to help you before using scissors!**



# Create your own

Help our team get ready by cutting out their special clothes and sticking the tabs in to place. Glue a stick or pencil to the back to make a puppet.

- You will need:**
- Scissors
  - Glue or tape
  - A stick or pencil



**Visor and mask**

**Gown**

**Gloves**

Glue the back!

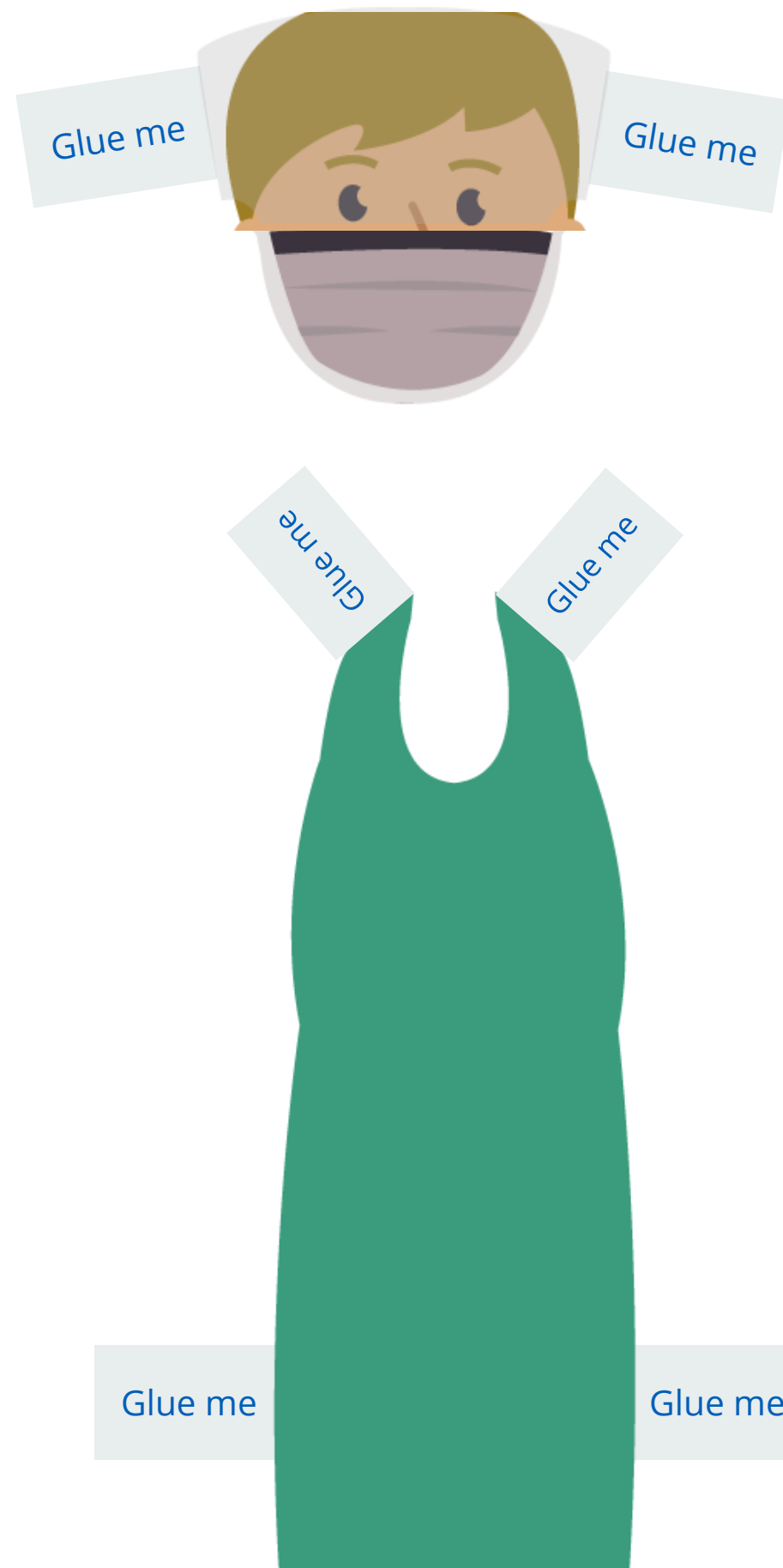

**Don't forget to ask an adult to help you before using scissors!**



# Create your own

Help our team get ready by cutting out their special clothes and sticking the tabs in to place. Glue a stick or pencil to the back to make a puppet.

- You will need:**
- Scissors
  - Glue or tape
  - A stick or pencil



↪ **Visor and mask**



↪ **Gloves**  
Glue the back!

↪ **Gown**

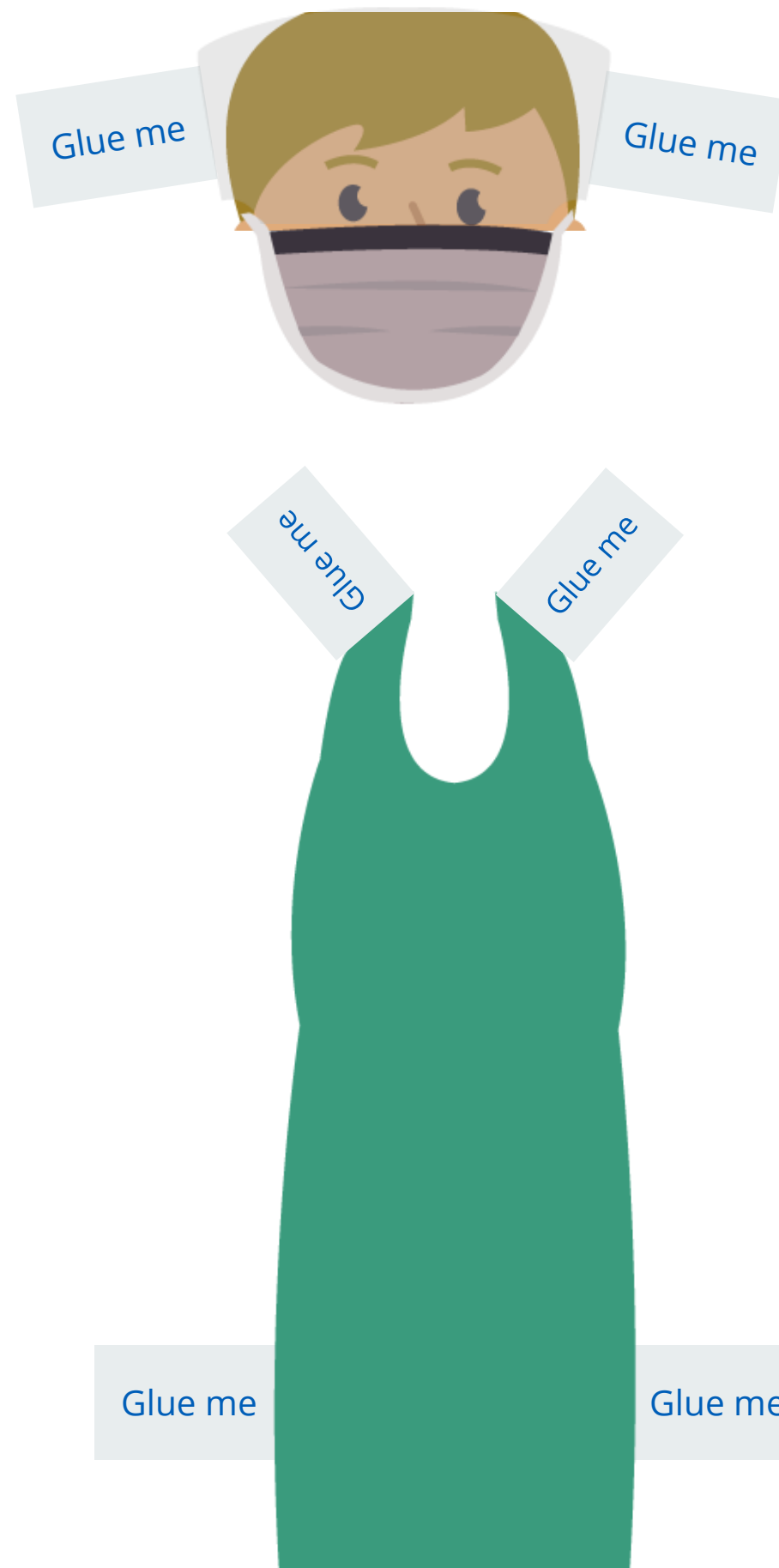

**Don't forget to ask an adult to help you before using scissors!**



# Create your own

Help our team get ready by cutting out their special clothes and sticking the tabs in to place. Glue a stick or pencil to the back to make a puppet.

- You will need:**
- Scissors
  - Glue or tape
  - A stick or pencil



↪ **Visor and mask**

↪ **Gloves**  
Glue the back!

↪ **Gown**

**Don't forget to ask an adult to help you before using scissors!**